



Kenora Police Services Board Regular Meeting Agenda

March 8, 2018

9:00 a.m.

Kenora OPP Hwy 17A Detachment Boardroom

1. Roll Call
2. Declarations of Interest
3. Confirmation of Minutes – **Resolution #1**
 - Regular Board Meeting - January 10, 2018
4. Receipt of Correspondence – **Resolution #2**
 - January 15 - D. Lucas – OPP Northwest Region Command Open House
 - January 15 – MCSCS – All Chiefs memo – Safe Access to Abortion Services Act
 - January 19 – MCSCS – All Chiefs memo – Sexual Violence & Harassment Action Plan
 - January 22 – A. Poirier (original paper copy sent via email) addressed to board in Confidence
 - January 25 – MCSCS – Update on MCSCS Response to Ombudsman Report
 - January 26 – MCSCS – ONP Expansion Launch for Police Services
 - January 30 – MCSCS – Case Selection of Apparent Natural Deaths
 - January 30 – MCSCS – Hydro One’s Confidential Contact number for Emergency
 - January 30 – OAPSB – Conference Registration
 - February 5 – MCSCS – Annual Reporting Requirements: Violent crime Linkage Analysis System and Major Case Management
 - February 9 – OAPSB – Conference Registration
 - February 12 – MCSCS – Guidance Note on Workplace Violence & Harassment
 - February 12 – AMO – Submission by AMO on Policing Bill 175
 - February 15 – MCSCS – Chief of Police Job Posting (Wiwewemikong)
 - February 15 – MCSCS – Ministry’s response to Ombudsman De-escalation report
 - February 16 – MCSCS – Chief of Police job posting (Peterborough)
 - February 16 – MCSCS – Amateur Combative Sport
 - February 20 – MCSCS – SFST Training Update
 - February 22 – MCSCS – New MCM Manual
 - February 22 – MCSCS – Ontario Major Case Management Manual
 - February 23 – MCSCS – Recent Supreme Court Decision: R. v. G.T.D
 - February 26 – OAPSB – Presentation at the Standing Committee on Justice Policy
 - February 27 – MCSCS – 2018 Domestic Violence Coordinators Network Train Conf
 - March 1 – MCSCS - Ontario Major Case Management Manual
5. Receipt of Reports – **Resolution #3**
 - December 2017 OPP Report
 - January 2018 OPP Report

6. New Business
 - OAPSB Spring Conference – May 23-26, Blue Mountain Resort
7. Upcoming Meetings
8. Adjournment



Kenora Police Services Board Regular Meeting Minutes

January 10, 2018

9:00 a.m.

Kenora OPP Hwy 17A Detachment Boardroom

Present: Andrew Poirier, Member, Board Chair
Dave Canfield, Member
Sara Dias, Member
Shaun Crabbe, A/Insp Detachment Commander
Ryan Gordon, OPP Detachment Manager
Jeff Duggan, OPP Detachment Operations Manager
James Neild, OPP Operations Sergeant
Heather Kasprick, Board Secretary

Media Present: 89.5 the Lake, Daily Miner & News

Board Secretary, Heather Kasprick, swore in new board member Sarah Dias at the start of the meeting and immediately following Ms. Dias's oath of office, she took her seat.

1. Declarations of Interest

There were none declared.

2. Confirmation of Minutes – Resolution #1

Moved by D. Canfield, Seconded by S. Dias & Carried: -

That the minutes of the last regular meeting of the Kenora Police Services Board held December 6, 2017 be confirmed as written and circulated.

3. Receipt of Correspondence – Resolution #2

Moved by D. Canfield, Seconded by S. Dias & Carried: -

That the following correspondence submitted to the Kenora Police Services Board, be received and ordered filed:

Email Communication Summary:

- Dec 5/17 - G. Ramburuth, MCSCS – S. Dias Appointment
- Dec 7/17 - H. Hashi, MCSCS – Amendment to the Common Sense Firearms Licensing Act
- Dec 7/17 - S. Kassam, MCSCS – Expansion of the Ont Naloxone Program to Police Svcs
- Dec 13/17 - T. Biordi, MCSCS – 2018/19 Funding Stream Selection
- Dec 15/17 - H. Hashi, MCSCS – Police Powers of Release Training
- Dec 15/17 - H. Hashi, MCSCS – Human Trafficking Investigation Pilot Course
- Dec 15/17 - D. Bruyere, OAPSB Zone 1 – 2018 Membership Dues
- Dec 18/17 - S. Crabbe, OPP – PEM Grant

- Dec 21/17 - OAPSB – 2018 Membership renewal
- Jan 5/18 – S. Crabbe – Kenora OPP November data
- Jan 8/18 - S. Doherty, MCSCS – 911 Disclosure

4. Receipt of Reports – Resolution #3

Moved by D. Canfield, Seconded by S. Dias & Carried: -

That the following reports be hereby received and filed:

- OPP Monthly Reports – November, 2017

The report captures November statistics and they are still working on 2017 year end data and will be shared once they have it. It is only reflective of the City's municipal boundaries.

There were 1,363 calls for service at end of November. From November 2016 that is a 12% increase for calls for service.

There have been consistent trends upwards in violent crime and property crime on a consistent basis. Substance abuse and mental health are substantial factors to those crimes.

With drug crime a street crime unit is concentrating on drug enforcement. In November there were several proactive drug arrests and there are multiple investigations ongoing. Drug crime investigations are complex and are very time consuming with police resources and strategies. Meth is more prolific so we need to maintain partnerships and ensure enforcement is there.

Criminal code and provincial statute charges laid are consistently seen in criminal code non traffic. Through liquor enforcement act and through direct result of change, enforcement with people with liquor is changing.

The OPP have been consistently reporting about trends regarding violent crime and the relation with substance abuse and mental health. It is ever important to increase our partnerships with community safety and well-being agencies and partners.

Under staffing, the OPP are reporting that 20% of constable positions are vacant which is a significant portion of their constable compliment. In 2018, we will see further vacancies of up to 5-8% more as they have obligations and as command staff they are having to realign resources and realize their delivery of services. Attrition issues and other areas have similar challenges as well. Front line positions are vacant. In 2017 there will be historical benchmarks set and the call volume will be reflected. It is compounded by those increases and it is a challenge facing the detachment on a daily basis.

D/C Crabbe is proud of how active the detachment is in the community. The new detox first program that Sargent Neild will expand on is having much success and it is one of many programs that the detachment staff are part of. Sargent Neild then explained the program.

Sargent Neild is the operations sargent and is working on a program since August 2016. They have an ongoing issue with intoxicated persons in the community. Historically, these

individuals are picked up and then lodged in police cells for safety. They looked at this as an issue and created a 'Detox First' initiative. Lake of the Woods District Hospital, Morning Star, taken to a place of safety other than the detachment. Now transporting to detox centre. While these people are there, they are given an opportunity to obtain services. A Counsellor, just someone to talk to, offered referrals, overall given support. There is also the MAP in which they transition into the MAP program. This program is expanding and growing. They didn't expect this to get to this success level that it has. The violence in the area has dramatically decreased, relationships with officers and clients are on a first name basis. They do have the right to arrest for intoxication but this way they are bringing them to an organization where they can get help and changing a pattern of how things have been done for decades. They are now accessing these programs and services for help. They are staying and having coffee, talking about their issues, and accessing the services they need. The numbers as a result has decreased. There is less time for the officers to take to detox as there are many requirements when someone goes into a cell. It gives officers more time to do proactive policing. There is a cost savings for guards, officers, vehicles, etc. Morning Star is feeling the pressure as they are having higher numbers. Officers are attending Morning Star more often.

This is one example of the mobilization efforts and this is one of many. Officer Neild has credit for generating this partnership and finding a cost savings in delivering the new method of dealing with intoxication. This was obviously not the intent. It was delivering the proper services. They have recognized \$170,000 cost savings in terms of guard costs and it has had an impact from a municipal billing perspective. It is going to be continued to support and build upon.

Mayor Canfield spoke to the costs for policing and that they will once again be advocating for the policing costs when meeting with the Ministers at OGRA / ROMA and AMO with the new government. Mayor Canfield requested some kind of letter from the OPP that can support the fact that we have an increase calls for service which is directly contributing to our cost of policing. D/C Crabbe noted that prolific addresses can be supplied and the number of calls for service to those addresses.

It was noted that the Police Services Board should get more proactive with the government on showing them all the good things we are doing and set up a meeting with the Minister to push them to provide some further financial assistance.

The Detachment is involved in provincial and regional teams and Paul Van Belleghem is on a temporary assignment with the emergency management team which is a 3 month temporary assignment for now covering a regional position. The acting intern staff sergeant in charge of finance, HR, fleet and supply is Ryan Gordon.

5. New Business

Board Composition - Years back when we had the hybrid model we had 5 board members and then representation from the OPP and Kenora Police Service with a combination of municipal and provincial appointments. After the change in policing model we reduced our board composition to 3. It has been discussed whether that represents the community well and if the composition should change. There are programs, links to the community, that weren't there 10-15 years ago and there is a significant amount of dollars coming out of

municipal budget and there should be some reflection there what the board's role is and what it does without getting into micro managing.

It was noted that we should hold a community meeting soon as this hasn't been done in quite some time. A strategic plan and a mandated role of the board which should be completed every 3 years which is noted has not been completed. Traditionally, the Board has adopted the policing strategic plan as to include the Board and not held a separate planning session.

Meeting Minutes/Agendas – Heather noted that all minutes/agendas will now be posted on the City's website along with all other board and committee minutes.

Board Chair Andrew Poirier presented new board member Sarah Dias with a Board orientation package.

6. Upcoming Meeting

The next meeting will be held March 8, 2018 @ 9:00 a.m.

7. Adjournment

Meeting adjourned at 9:58 a.m.



Kenora Detachment
350 Hwy 17A
Kenora, On, P9N 3X7
807-548-5534

A/Inspector Shaun Crabbe
Detachment Commander

Report to Kenora Police Services Board

December 2017

Year Totals

Financial:

Municipal Revenue

| December | Year total |
|-----------------|-------------------|
| \$2049.58 | \$30731.29 |

Policing Costs:

| | |
|-------------------------------|------------------------|
| Estimated Annual Costs – 2011 | \$ 6,687,785.00 |
| Actual Costs – 2011 | \$ 6,171,359.00 |
| Estimated Annual costs – 2012 | \$ 6,817,707.00 |
| Actual Annual Costs – 2012 | \$ 5,882,408.00 |
| Estimated Annual costs – 2013 | \$ 6,781,887.00 |
| Actual Annual costs – 2013 | \$ 5,917,335.00 |
| Estimated costs – 2014 | \$6,669,205.00 |
| Actual costs – 2014 | \$6,712,397.00 |
| Estimated costs – 2015 | \$6,344,757.00 |
| Actual Annual Costs – 2015 | \$6,464,472.00 |
| Estimated costs – 2016 | \$ 6,063,248.00 |
| Actual Costs – 2016 | \$6,025,428.00 |
| Estimated costs – 2017 | \$ 5,684,673.00 |
| Estimate Costs – 2018 | \$5,729,785.00 |

Operations:

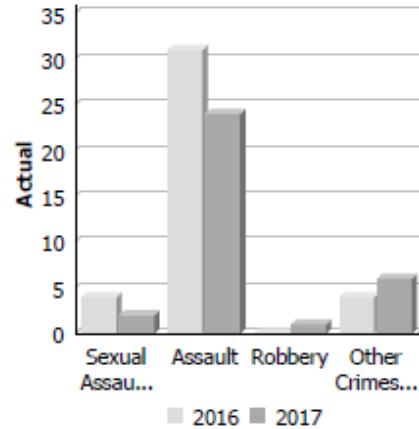
Total Number of Calls for Service:

| Dec | Year Total |
|-------------|------------|
| 1441 | 18329 |

**Police Services Board Report for Kenora
Records Management System
December - 2017**

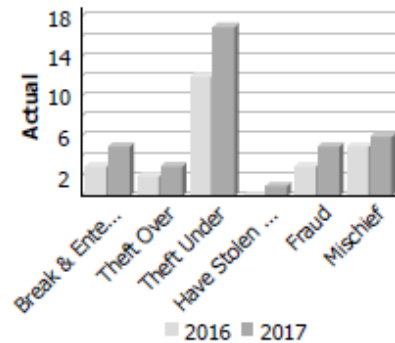
Violent Crime

| Actual | December | | | Year to Date - December | | |
|-------------------------------|-----------|-----------|---------------|-------------------------|------------|--------------|
| | 2016 | 2017 | % Change | 2016 | 2017 | % Change |
| Murder | 0 | 0 | -- | 0 | 0 | -- |
| Other Offences Causing Death | 0 | 0 | -- | 0 | 0 | -- |
| Attempted Murder | 0 | 0 | -- | 0 | 0 | -- |
| Sexual Assault | 4 | 2 | -50.0% | 41 | 56 | 36.6% |
| Assault | 31 | 24 | -22.6% | 300 | 395 | 31.7% |
| Abduction | 0 | 0 | -- | 0 | 1 | -- |
| Robbery | 0 | 1 | -- | 6 | 13 | 116.7% |
| Other Crimes Against a Person | 4 | 6 | 50.0% | 59 | 76 | 28.8% |
| Total | 39 | 33 | -15.4% | 406 | 541 | 33.3% |



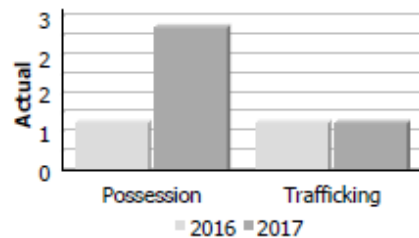
Property Crime

| Actual | December | | | Year to Date - December | | |
|-------------------|-----------|-----------|--------------|-------------------------|------------|--------------|
| | 2016 | 2017 | % Change | 2016 | 2017 | % Change |
| Arson | 0 | 0 | -- | 3 | 4 | 33.3% |
| Break & Enter | 3 | 5 | 66.7% | 70 | 86 | 22.9% |
| Theft Over | 2 | 3 | 50.0% | 23 | 36 | 56.5% |
| Theft Under | 12 | 17 | 41.7% | 277 | 330 | 19.1% |
| Have Stolen Goods | 0 | 1 | -- | 6 | 19 | 216.7% |
| Fraud | 3 | 5 | 66.7% | 50 | 89 | 78.0% |
| Mischief | 5 | 6 | 20.0% | 157 | 173 | 10.2% |
| Total | 25 | 37 | 48.0% | 586 | 737 | 25.8% |



Drug Crime

| Actual | December | | | Year to Date - December | | |
|----------------------------|----------|----------|---------------|-------------------------|-----------|--------------|
| | 2016 | 2017 | % Change | 2016 | 2017 | % Change |
| Possession | 1 | 3 | 200.0% | 38 | 41 | 7.9% |
| Trafficking | 1 | 1 | 0.0% | 14 | 14 | 0.0% |
| Importation and Production | 0 | 0 | -- | 0 | 4 | -- |
| Total | 2 | 4 | 100.0% | 52 | 59 | 13.5% |

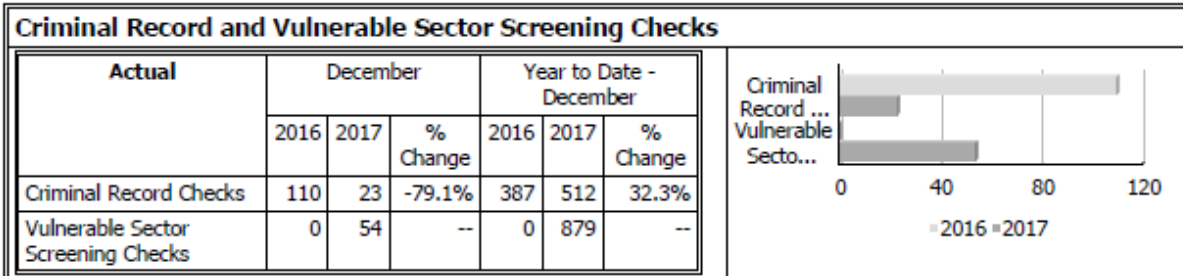
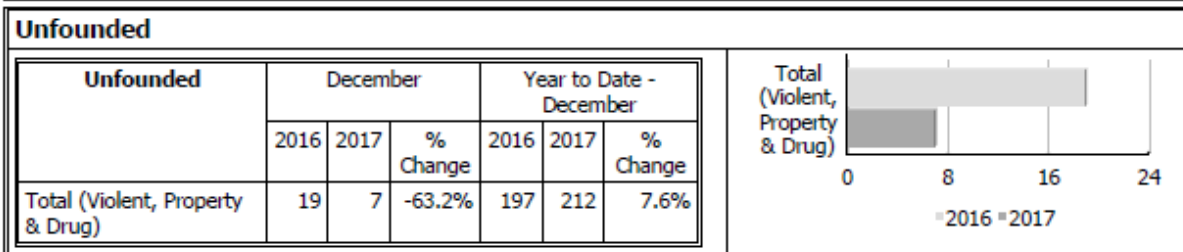
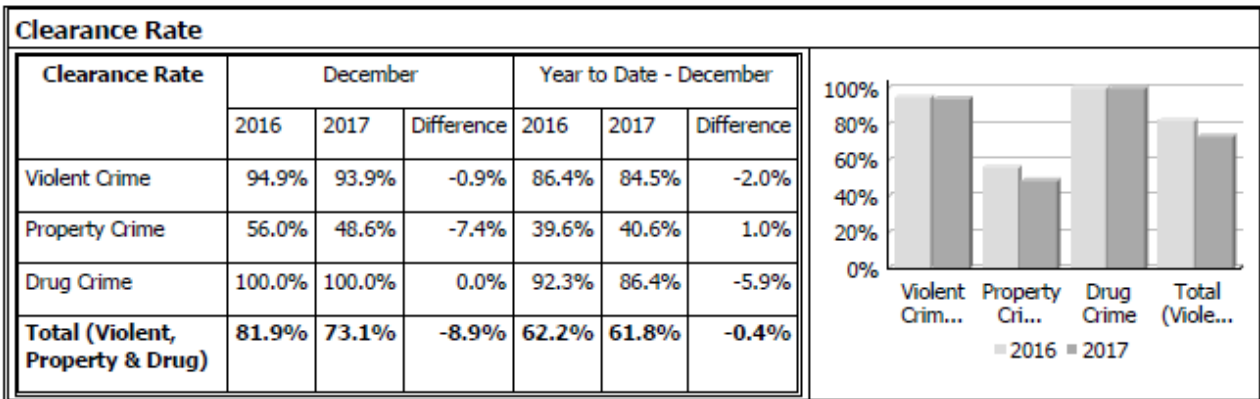


Detachment: 2F - KENORA
Location code(s): 2F00 - KENORA
Area code(s): 2008 - Kenora
Data source date:
2018/02/17

Report Generated by:
Clifford, Charlene

Report Generated on:
Mar 5, 2018 1:43:28 PM
PP-CSC-Operational Planning-4300

**Police Services Board Report for Kenora
Records Management System
December - 2017**



Data contained within this report is dynamic in nature and numbers will change over time as the Ontario Provincial Police continue to investigate and solve crime.

Data Utilized

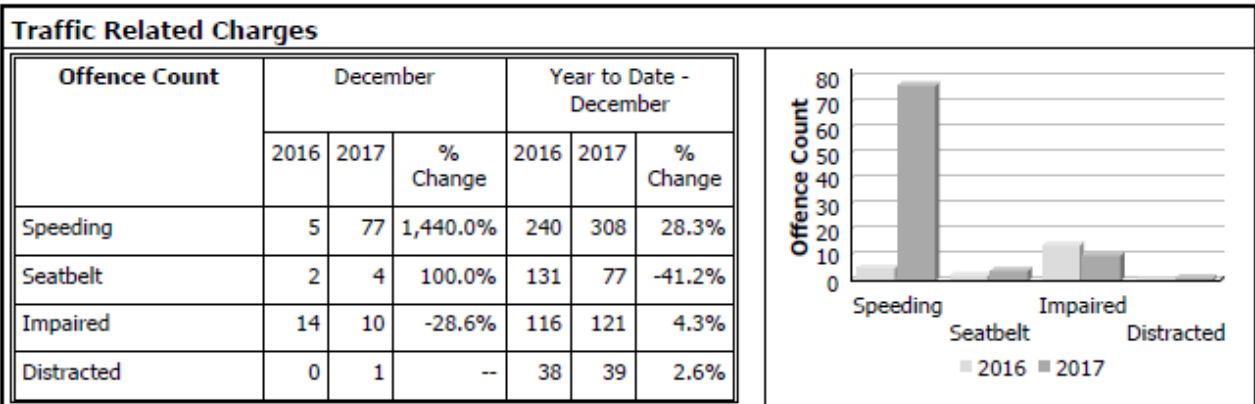
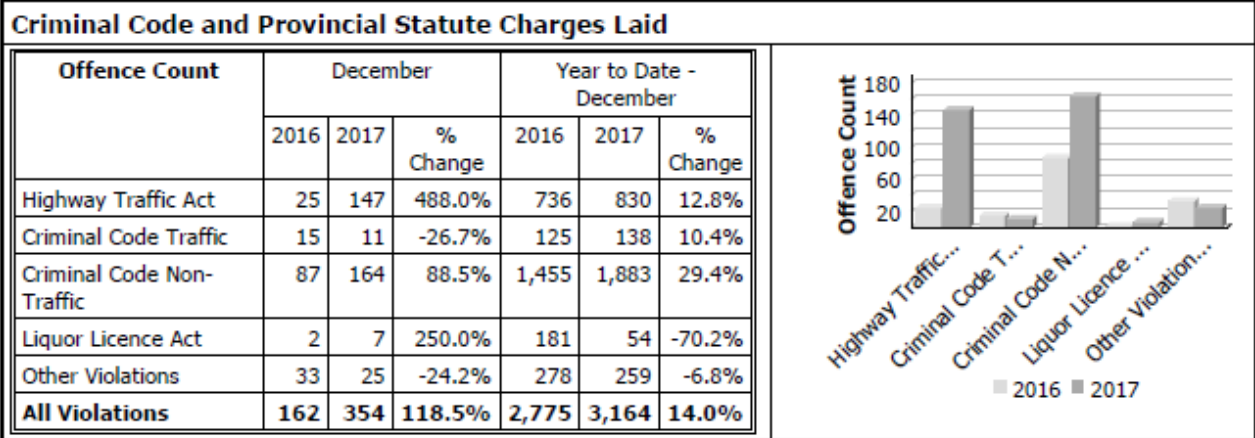
- Major Crimes
- Niche RMS All Offence Level Business Intelligence Cube

Detachment: 2F - KENORA
Location code(s): 2F00 - KENORA
Area code(s): 2008 - Kenora
Data source date:
2018/02/17

Report Generated by:
Clifford, Charlene

Report Generated on:
Mar 5, 2018 1:43:28 PM
PP-CSC-Operational Planning-4300

**Police Services Board Report for Kenora
Integrated Court Offence Network
December - 2017**



Integrated Court Offence Network data is updated on a monthly basis: Data could be as much as a month and a half behind.

Data Utilized

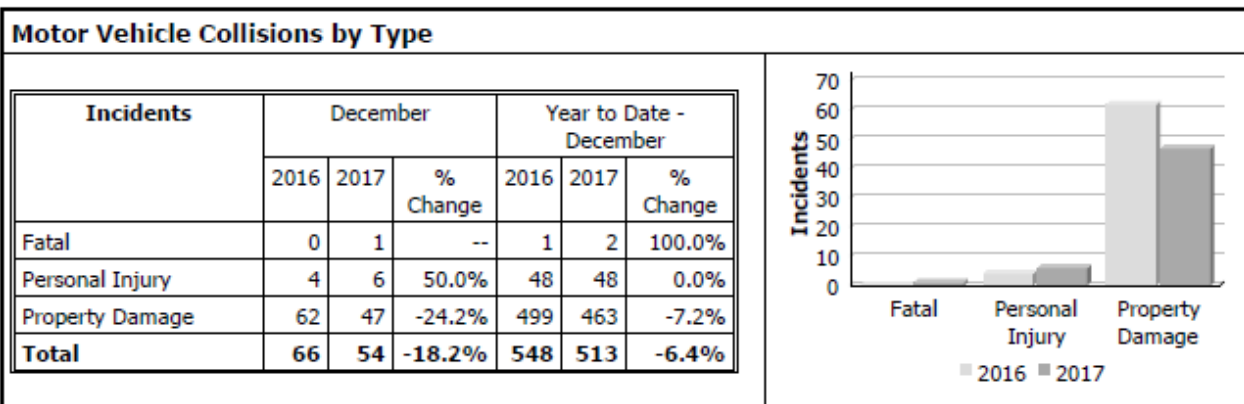
- Ministry of Attorney General, Integrated Court Offence Network
- Integrated Court Offence Network Charge Business Intelligence Cube

Detachment: 2F - KENORA
Location code(s): 2F00 - KENORA
Data source date:
 Feb 15, 2018 2:55:24 PM

Report Generated by:
 Clifford, Charlene

Report Generated on:
 Mar 5, 2018 1:45:55 PM
 PP-CSC-Operational Planning-4300

**Police Services Board Report for Kenora
Collision Reporting System
December - 2017**



Fatalities in Detachment Area

| Incidents | | December | | | Year to Date - December | | |
|-------------------------|-----------------|----------|------|----------|-------------------------|------|----------|
| | | 2016 | 2017 | % Change | 2016 | 2017 | % Change |
| Motor Vehicle Collision | Fatal Incidents | 0 | 1 | -- | 1 | 2 | 100.0% |
| | Alcohol Related | 0 | 0 | -- | 0 | 0 | -- |
| Off-Road Vehicle | Fatal Incidents | 0 | 0 | -- | 0 | 0 | -- |
| | Alcohol Related | 0 | 0 | -- | 0 | 0 | -- |
| Motorized Snow Vehicle | Fatal Incidents | 0 | 0 | -- | 0 | 0 | -- |
| | Alcohol Related | 0 | 0 | -- | 0 | 0 | -- |

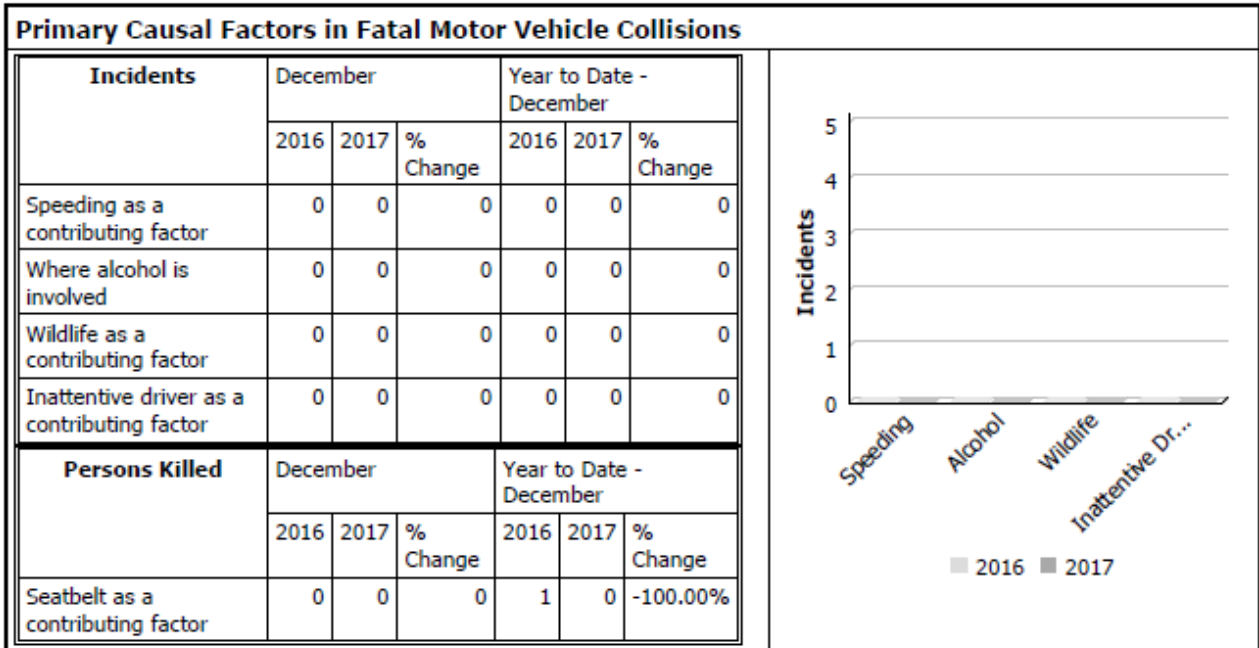
| Persons Killed | December | | | Year to Date - December | | |
|-------------------------|----------|------|----------|-------------------------|------|----------|
| | 2016 | 2017 | % Change | 2016 | 2017 | % Change |
| Motor Vehicle Collision | 0 | 1 | -- | 2 | 2 | 0.0% |
| Off-Road Vehicle | 0 | 0 | -- | 0 | 0 | -- |
| Motorized Snow Vehicle | 0 | 0 | -- | 0 | 0 | -- |

Detachment: 2F - KENORA
Location code(s): 2F00-KENORA
Data source date:
 2018/03/04

Report Generated by:
 Clifford, Charlene

Report Generated on:
 Mar 5, 2018 1:47:11 PM
 PP-CSC-Operational Planning-4300

**Police Services Board Report for Kenora
Collision Reporting System
December - 2017**



Data Utilized

- SQL online application reporting system – OPP CRS 2.3.09
- Collision Reporting System Business Intelligence Cube

Detachment: 2F - KENORA
Location code(s): 2F00-KENORA
Data source date:
 2018/03/04

Report Generated by:
 Clifford, Charlene

Report Generated on:
 Mar 5, 2018 1:47:11 PM
 PP-CSC-Operational Planning-4300

**Police Services Board Report for Kenora
2017/Dec**

| Public Complaints | |
|--------------------------|---|
| Policy | 0 |
| Service | 0 |
| Conduct | 0 |

Date information collected from Professional Standards Bureau Commander Reports: 2018-03-05

Data Source

Ontario Provincial Police, Professional Standards Bureau Commander Reports

- Includes all public policy, service and conduct complaints submitted to the Office of the Independent Police Review Director (OIPRD)

| |
|-----------------------------|
| Secondary Employment |
|-----------------------------|

| Daily Activity Reporting Patrol Hours | |
|--|-----------------|
| Total Hours | 2017/Dec |
| Number of Cruiser Patrol Hours | 398.50 |
| Number of Motorcycle Patrol Hours | 0.00 |
| Number of Marine Patrol Hours | 0.00 |
| Number of ATV Patrol Hours | 0.00 |
| Number of Snowmobile Patrol Hours | 0.00 |
| Number of Bicycle Patrol Hours | 0.00 |
| Number of Foot Patrol Hours | 47.75 |
| Number of School Patrol Hours | 62.00 |

Data source (Daily Activity Reporting System) date: 2018/03/02

Detachment: 2F - KENORA

Location code(s): 2F00 - KENORA

Area code(s): 2008 - Kenora (old association)

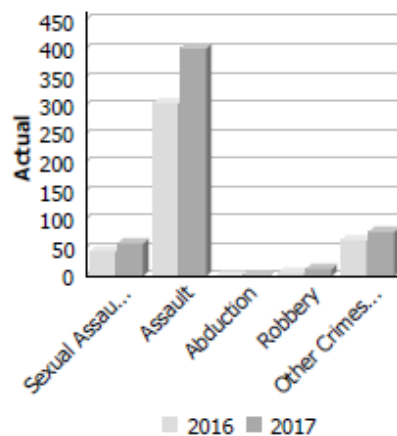
Report Generated by:
Clifford, Charlene

Report Generated on:
Mar 5, 2018 1:48:14 PM
PP-CSC-Operational Planning-4300

**Police Services Board Report for Kenora
Records Management System
January to December - 2017**

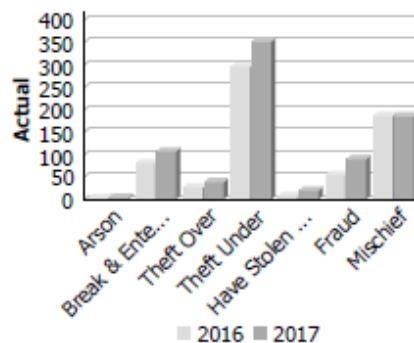
Violent Crime

| Actual | January to December | | | Year to Date - December | | |
|-------------------------------|---------------------|------------|--------------|-------------------------|------------|--------------|
| | 2016 | 2017 | % Change | 2016 | 2017 | % Change |
| Murder | 0 | 0 | -- | 0 | 0 | -- |
| Other Offences Causing Death | 0 | 0 | -- | 0 | 0 | -- |
| Attempted Murder | 0 | 0 | -- | 0 | 0 | -- |
| Sexual Assault | 44 | 58 | 31.8% | 44 | 58 | 31.8% |
| Assault | 304 | 401 | 31.9% | 304 | 401 | 31.9% |
| Abduction | 0 | 1 | -- | 0 | 1 | -- |
| Robbery | 6 | 13 | 116.7% | 6 | 13 | 116.7% |
| Other Crimes Against a Person | 63 | 78 | 23.8% | 63 | 78 | 23.8% |
| Total | 417 | 551 | 32.1% | 417 | 551 | 32.1% |



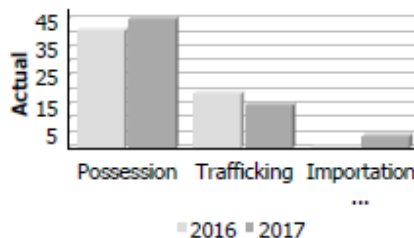
Property Crime

| Actual | January to December | | | Year to Date - December | | |
|-------------------|---------------------|------------|--------------|-------------------------|------------|--------------|
| | 2016 | 2017 | % Change | 2016 | 2017 | % Change |
| Arson | 3 | 4 | 33.3% | 3 | 4 | 33.3% |
| Break & Enter | 81 | 107 | 32.1% | 81 | 107 | 32.1% |
| Theft Over | 27 | 39 | 44.4% | 27 | 39 | 44.4% |
| Theft Under | 296 | 352 | 18.9% | 296 | 352 | 18.9% |
| Have Stolen Goods | 8 | 20 | 150.0% | 8 | 20 | 150.0% |
| Fraud | 55 | 90 | 63.6% | 55 | 90 | 63.6% |
| Mischief | 186 | 185 | -0.5% | 186 | 185 | -0.5% |
| Total | 656 | 797 | 21.5% | 656 | 797 | 21.5% |



Drug Crime

| Actual | January to December | | | Year to Date - December | | |
|----------------------------|---------------------|-----------|-------------|-------------------------|-----------|-------------|
| | 2016 | 2017 | % Change | 2016 | 2017 | % Change |
| Possession | 41 | 45 | 9.8% | 41 | 45 | 9.8% |
| Trafficking | 19 | 15 | -21.1% | 19 | 15 | -21.1% |
| Importation and Production | 0 | 4 | -- | 0 | 4 | -- |
| Total | 60 | 64 | 6.7% | 60 | 64 | 6.7% |

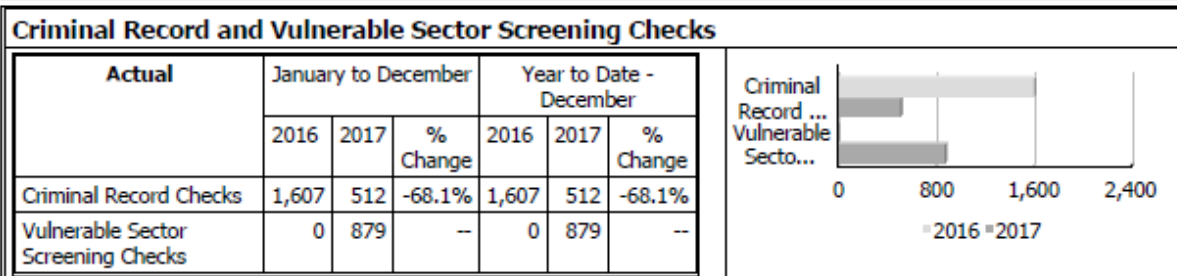
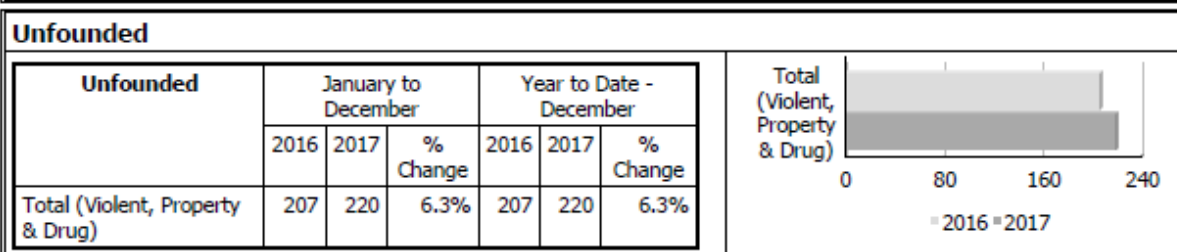
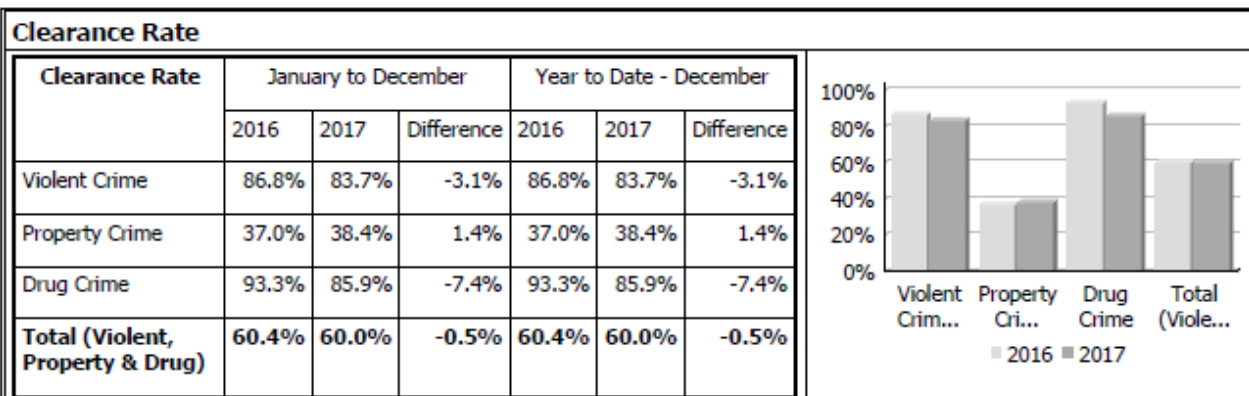


Detachment: 2F - KENORA
Location code(s): 2F00 - KENORA
Data source date:
2018/02/03

Report Generated by:
Clifford, Charlene

Report Generated on:
Feb 8, 2018 9:45:55 AM
PP-CSC-Operational Planning-4300

**Police Services Board Report for Kenora
Records Management System
January to December - 2017**



Data contained within this report is dynamic in nature and numbers will change over time as the Ontario Provincial Police continue to investigate and solve crime.

Data Utilized

- Major Crimes
- Niche RMS All Offence Level Business Intelligence Cube

Detachment: 2F - KENORA
Location code(s): 2F00 - KENORA
Data source date:
2018/02/03

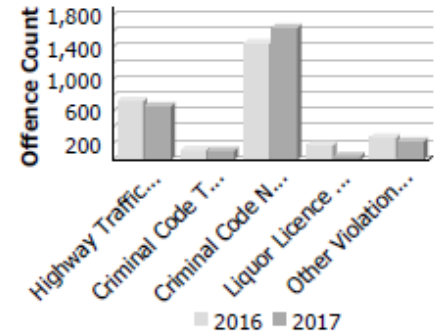
Report Generated by:
Clifford, Charlene

Report Generated on:
Feb 8, 2018 9:45:55 AM
PP-CSC-Operational Planning-4300

**Police Services Board Report for Kenora
Integrated Court Offence Network
January to December - 2017**

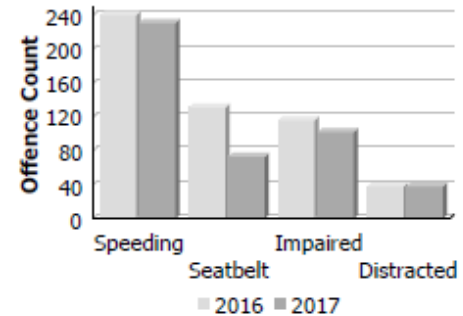
Criminal Code and Provincial Statute Charges Laid

| Offence Count | January to December | | | Year to Date - December | | |
|---------------------------|---------------------|--------------|--------------|-------------------------|--------------|--------------|
| | 2016 | 2017 | % Change | 2016 | 2017 | % Change |
| Highway Traffic Act | 736 | 673 | -8.6% | 736 | 673 | -8.6% |
| Criminal Code Traffic | 125 | 118 | -5.6% | 125 | 118 | -5.6% |
| Criminal Code Non-Traffic | 1,454 | 1,647 | 13.3% | 1,454 | 1,647 | 13.3% |
| Liquor Licence Act | 181 | 47 | -74.0% | 181 | 47 | -74.0% |
| Other Violations | 278 | 233 | -16.2% | 278 | 233 | -16.2% |
| All Violations | 2,774 | 2,718 | -2.0% | 2,774 | 2,718 | -2.0% |



Traffic Related Charges

| Offence Count | January to December | | | Year to Date - December | | |
|---------------|---------------------|------|----------|-------------------------|------|----------|
| | 2016 | 2017 | % Change | 2016 | 2017 | % Change |
| Speeding | 240 | 231 | -3.8% | 240 | 231 | -3.8% |
| Seatbelt | 131 | 73 | -44.3% | 131 | 73 | -44.3% |
| Impaired | 116 | 102 | -12.1% | 116 | 102 | -12.1% |
| Distracted | 38 | 38 | 0.0% | 38 | 38 | 0.0% |



Integrated Court Offence Network data is updated on a monthly basis: Data could be as much as a month and a half behind.

Data Utilized

- Ministry of Attorney General, Integrated Court Offence Network
- Integrated Court Offence Network Charge Business Intelligence Cube

Detachment: 2F - KENORA
Location code(s): 2F00 - KENORA
Data source date:
Dec 15, 2017 1:26:32 PM

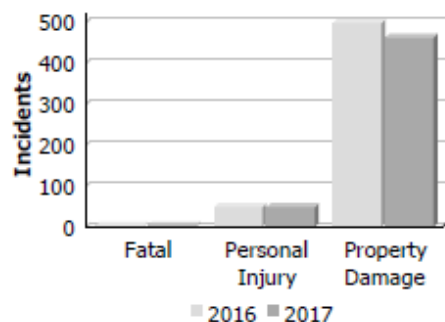
Report Generated by:
Clifford, Charlene

Report Generated on:
Feb 8, 2018 9:48:59 AM
PP-CSC-Operational Planning-4300

**Police Services Board Report for Kenora
Collision Reporting System
January to December - 2017**

Motor Vehicle Collisions by Type

| Incidents | January to December | | | Year to Date - December | | |
|-----------------|---------------------|------------|--------------|-------------------------|------------|--------------|
| | 2016 | 2017 | % Change | 2016 | 2017 | % Change |
| Fatal | 1 | 2 | 100.0% | 1 | 2 | 100.0% |
| Personal Injury | 48 | 48 | 0.0% | 48 | 48 | 0.0% |
| Property Damage | 499 | 463 | -7.2% | 499 | 463 | -7.2% |
| Total | 548 | 513 | -6.4% | 548 | 513 | -6.4% |



Fatalities in Detachment Area

| Incidents | | January to December | | | Year to Date - December | | |
|-------------------------|-----------------|---------------------|------|----------|-------------------------|------|----------|
| | | 2016 | 2017 | % Change | 2016 | 2017 | % Change |
| Motor Vehicle Collision | Fatal Incidents | 1 | 2 | 100.0% | 1 | 2 | 100.0% |
| | Alcohol Related | 0 | 0 | -- | 0 | 0 | -- |
| Off-Road Vehicle | Fatal Incidents | 0 | 0 | -- | 0 | 0 | -- |
| | Alcohol Related | 0 | 0 | -- | 0 | 0 | -- |
| Motorized Snow Vehicle | Fatal Incidents | 0 | 0 | -- | 0 | 0 | -- |
| | Alcohol Related | 0 | 0 | -- | 0 | 0 | -- |

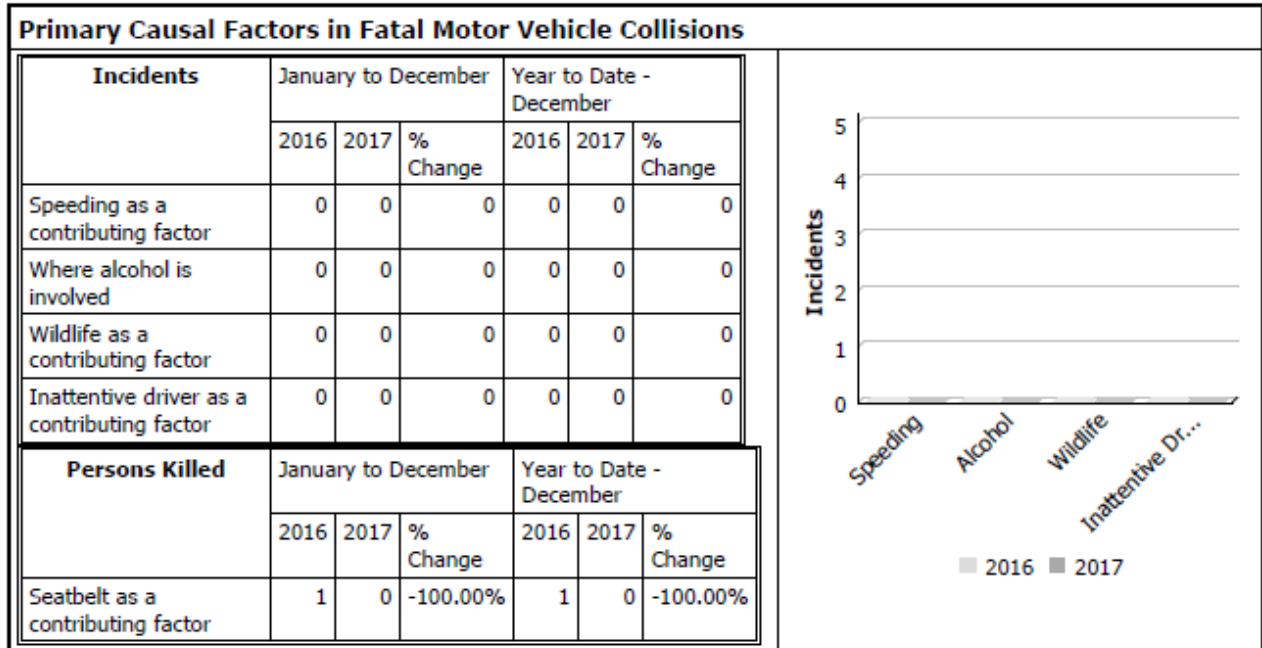
| Persons Killed | | January to December | | | Year to Date - December | | |
|-------------------------|--|---------------------|------|----------|-------------------------|------|----------|
| | | 2016 | 2017 | % Change | 2016 | 2017 | % Change |
| Motor Vehicle Collision | | 2 | 2 | 0.0% | 2 | 2 | 0.0% |
| Off-Road Vehicle | | 0 | 0 | -- | 0 | 0 | -- |
| Motorized Snow Vehicle | | 0 | 0 | -- | 0 | 0 | -- |

Detachment: 2F - KENORA
Location code(s): 2F00-KENORA
Data source date:
 2018/02/07

Report Generated by:
 Clifford, Charlene

Report Generated on:
 Feb 8, 2018 9:50:08 AM
 PP-CSC-Operational Planning-4300

**Police Services Board Report for Kenora
Collision Reporting System
January to December - 2017**



Data Utilized

- SQL online application reporting system – OPP CRS 2.3.09
- Collision Reporting System Business Intelligence Cube

Detachment: 2F - KENORA
Location code(s): 2F00-KENORA
Data source date:
 2018/02/07

Report Generated by:
 Clifford, Charlene

Report Generated on:
 Feb 8, 2018 9:50:08 AM
 PP-CSC-Operational Planning-4300

**Police Services Board Report for Kenora
2017/Jan to 2017/Dec**

| Public Complaints | |
|--------------------------|---|
| Policy | 0 |
| Service | 0 |
| Conduct | 0 |

Date information collected from Professional Standards Bureau Commander Reports: 2018-02-08

Data Source

Ontario Provincial Police, Professional Standards Bureau Commander Reports

- Includes all public policy, service and conduct complaints submitted to the Office of the Independent Police Review Director (OIPRD)

| |
|-----------------------------|
| Secondary Employment |
|-----------------------------|

| Daily Activity Reporting Patrol Hours | |
|--|-----------------------------|
| Total Hours | 2017/Jan to 2017/Dec |
| Number of Cruiser Patrol Hours | 12,545.25 |
| Number of Motorcycle Patrol Hours | 16.00 |
| Number of Marine Patrol Hours | 8.00 |
| Number of ATV Patrol Hours | 10.00 |
| Number of Snowmobile Patrol Hours | 15.25 |
| Number of Bicycle Patrol Hours | 0.00 |
| Number of Foot Patrol Hours | 815.75 |
| Number of School Patrol Hours | 885.00 |

Data source (Daily Activity Reporting System) date: 2018/02/02

| |
|-------------------------|
| Staffing Updates |
|-------------------------|

| |
|-------------------------------|
| Detachment Initiatives |
|-------------------------------|

| |
|---|
| Detachment Emergency Planning Activities |
|---|

Detachment: 2F - KENORA

Location code(s): 2F00 - KENORA

Area code(s): 2008 - Kenora (old association)

Report Generated by:
Clifford, Charlene

Report Generated on:
Feb 8, 2018 9:52:04 AM
PP-CSC-Operational Planning-4300



Kenora Detachment
350 Hwy 17A
Kenora, On, P9N 3X7
807-548-5534

A/Inspector Shaun Crabbe
Detachment Commander

Report to Kenora Police Services Board

January 2018

Financial:

Municipal Revenue

| |
|------------------|
| January |
| \$2587.65 |

Policing Costs:

| | |
|-------------------------------|------------------------|
| Estimated Annual Costs – 2011 | \$ 6,687,785.00 |
| Actual Costs – 2011 | \$ 6,171,359.00 |
| Estimated Annual costs – 2012 | \$ 6,817,707.00 |
| Actual Annual Costs – 2012 | \$ 5,882,408.00 |
| Estimated Annual costs – 2013 | \$ 6,781,887.00 |
| Actual Annual costs – 2013 | \$ 5,917,335.00 |
| Estimated costs – 2014 | \$6,669,205.00 |
| Actual costs – 2014 | \$6,712,397.00 |
| Estimated costs – 2015 | \$6,344,757.00 |
| Actual Annual Costs – 2015 | \$6,464,472.00 |
| Estimated costs – 2016 | \$ 6,063,248.00 |
| Actual Costs – 2016 | \$6,025,428.00 |
| Estimated costs – 2017 | \$ 5,684,673.00 |
| Estimate Costs – 2018 | \$5,729,785.00 |

Operations:

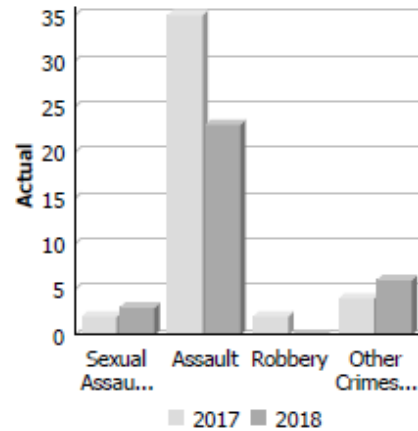
Total Number of Calls for Service:

| |
|-------------|
| January |
| 1237 |

**Police Services Board Report for Kenora
Records Management System
January - 2018**

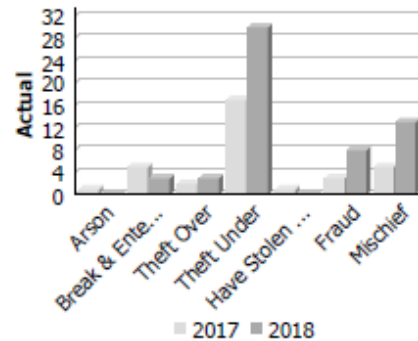
Violent Crime

| Actual | January | | | Year to Date - January | | |
|-------------------------------|-----------|-----------|---------------|------------------------|-----------|---------------|
| | 2017 | 2018 | % Change | 2017 | 2018 | % Change |
| Murder | 0 | 0 | -- | 0 | 0 | -- |
| Other Offences Causing Death | 0 | 0 | -- | 0 | 0 | -- |
| Attempted Murder | 0 | 0 | -- | 0 | 0 | -- |
| Sexual Assault | 2 | 3 | 50.0% | 2 | 3 | 50.0% |
| Assault | 35 | 23 | -34.3% | 35 | 23 | -34.3% |
| Abduction | 0 | 0 | -- | 0 | 0 | -- |
| Robbery | 2 | 0 | -100.0% | 2 | 0 | -100.0% |
| Other Crimes Against a Person | 4 | 6 | 50.0% | 4 | 6 | 50.0% |
| Total | 43 | 32 | -25.6% | 43 | 32 | -25.6% |



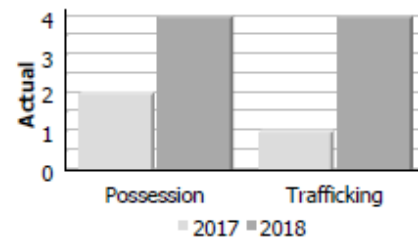
Property Crime

| Actual | January | | | Year to Date - January | | |
|-------------------|-----------|-----------|--------------|------------------------|-----------|--------------|
| | 2017 | 2018 | % Change | 2017 | 2018 | % Change |
| Arson | 1 | 0 | -100.0% | 1 | 0 | -100.0% |
| Break & Enter | 5 | 3 | -40.0% | 5 | 3 | -40.0% |
| Theft Over | 2 | 3 | 50.0% | 2 | 3 | 50.0% |
| Theft Under | 17 | 30 | 76.5% | 17 | 30 | 76.5% |
| Have Stolen Goods | 1 | 0 | -100.0% | 1 | 0 | -100.0% |
| Fraud | 3 | 8 | 166.7% | 3 | 8 | 166.7% |
| Mischief | 5 | 13 | 160.0% | 5 | 13 | 160.0% |
| Total | 34 | 57 | 67.6% | 34 | 57 | 67.6% |



Drug Crime

| Actual | January | | | Year to Date - January | | |
|----------------------------|----------|----------|---------------|------------------------|----------|---------------|
| | 2017 | 2018 | % Change | 2017 | 2018 | % Change |
| Possession | 2 | 4 | 100.0% | 2 | 4 | 100.0% |
| Trafficking | 1 | 4 | 300.0% | 1 | 4 | 300.0% |
| Importation and Production | 0 | 0 | -- | 0 | 0 | -- |
| Total | 3 | 8 | 166.7% | 3 | 8 | 166.7% |



Detachment: 2F - KENORA
 Location code(s): 2F00 - KENORA
 Area code(s): 2008 - Kenora
 Data source date:
 2018/02/17

Report Generated by:
 Clifford, Charlene

Report Generated on:
 Mar 5, 2018 1:03:42 PM
 PP-CSC-Operational Planning-4300

**Police Services Board Report for Kenora
Records Management System
January - 2018**

| Clearance Rate | | | | | | |
|---|--------------|--------------|--------------|------------------------|--------------|--------------|
| Clearance Rate | January | | | Year to Date - January | | |
| | 2017 | 2018 | Difference | 2017 | 2018 | Difference |
| Violent Crime | 88.4% | 78.1% | -10.2% | 88.4% | 78.1% | -10.2% |
| Property Crime | 55.9% | 49.1% | -6.8% | 55.9% | 49.1% | -6.8% |
| Drug Crime | 100.0% | 100.0% | 0.0% | 100.0% | 100.0% | 0.0% |
| Total (Violent, Property & Drug) | 75.3% | 65.7% | -9.6% | 75.3% | 65.7% | -9.6% |

| Unfounded | | | | | | |
|----------------------------------|---------|------|----------|------------------------|------|----------|
| Unfounded | January | | | Year to Date - January | | |
| | 2017 | 2018 | % Change | 2017 | 2018 | % Change |
| Total (Violent, Property & Drug) | 16 | 10 | -37.5% | 16 | 10 | -37.5% |

| Criminal Record and Vulnerable Sector Screening Checks | | | | | | |
|---|---------|------|----------|------------------------|------|----------|
| Actual | January | | | Year to Date - January | | |
| | 2017 | 2018 | % Change | 2017 | 2018 | % Change |
| Criminal Record Checks | 116 | 34 | -70.7% | 116 | 34 | -70.7% |
| Vulnerable Sector Screening Checks | 0 | 75 | -- | 0 | 75 | -- |

Data contained within this report is dynamic in nature and numbers will change over time as the Ontario Provincial Police continue to investigate and solve crime.

Data Utilized

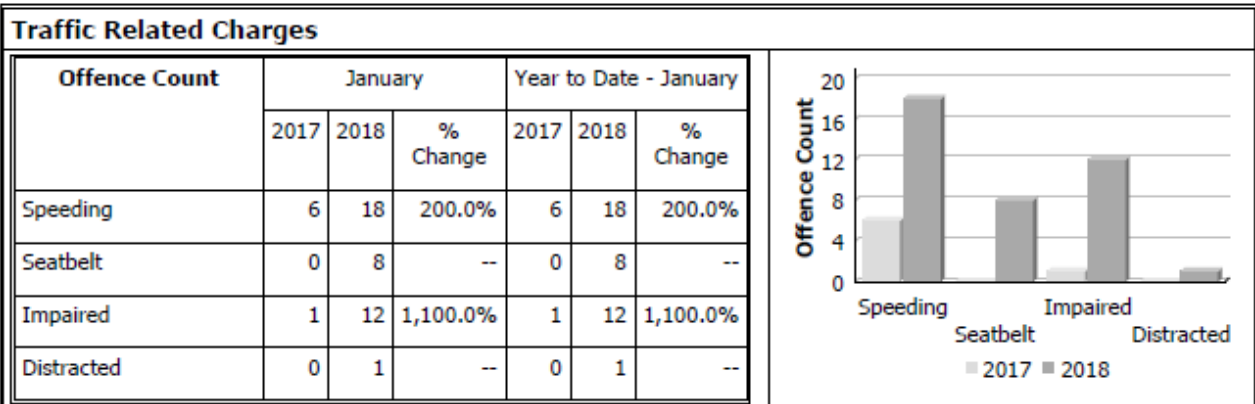
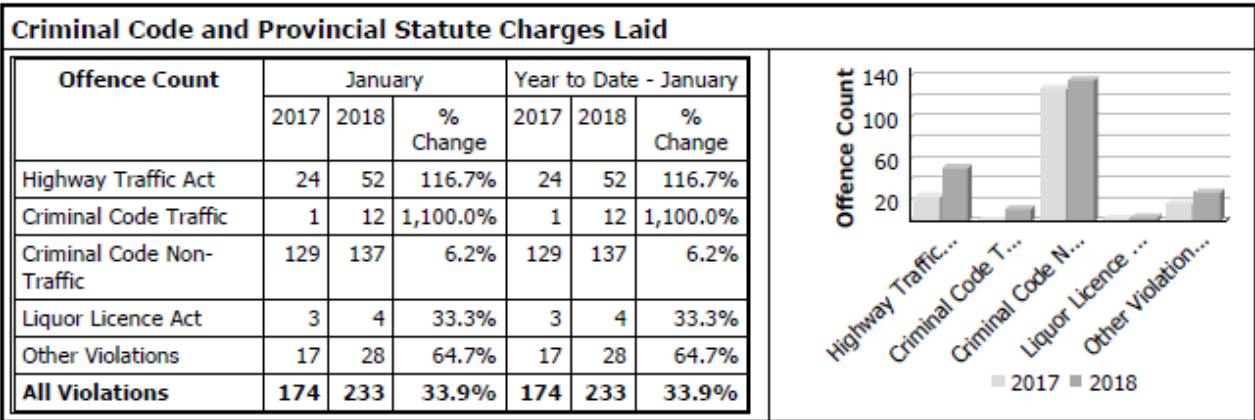
- Major Crimes
- Niche RMS All Offence Level Business Intelligence Cube

Detachment: 2F - KENORA
Location code(s): 2F00 - KENORA
Area code(s): 2008 - Kenora
Data source date:
2018/02/17

Report Generated by:
Clifford, Charlene

Report Generated on:
Mar 5, 2018 1:03:42 PM
PP-CSC-Operational Planning-4300

**Police Services Board Report for Kenora
Integrated Court Offence Network
January - 2018**

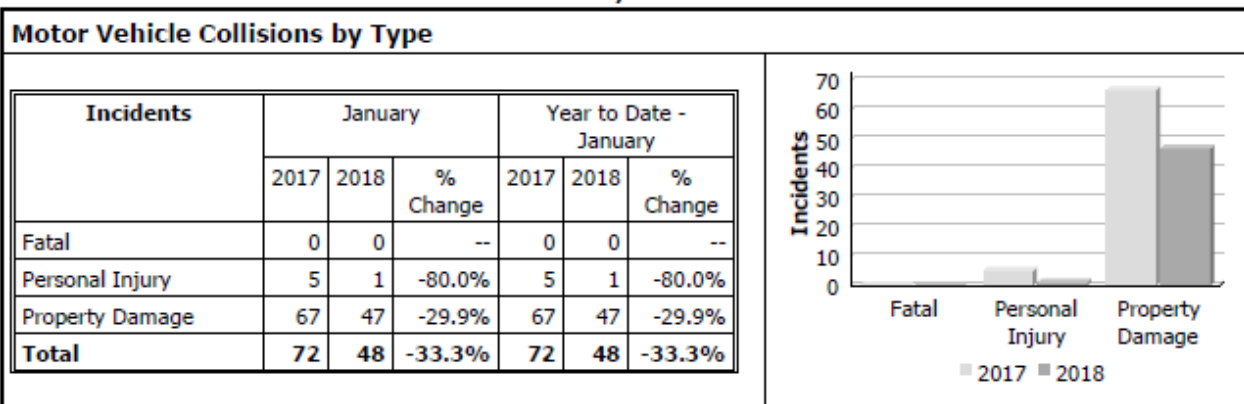


Integrated Court Offence Network data is updated on a monthly basis: Data could be as much as a month and a half behind.

Data Utilized

- Ministry of Attorney General, Integrated Court Offence Network
- Integrated Court Offence Network Charge Business Intelligence Cube

**Police Services Board Report for Kenora
Collision Reporting System
January - 2018**



Fatalities in Detachment Area

| Incidents | | January | | | Year to Date - January | | |
|-------------------------|-----------------|---------|------|----------|------------------------|------|----------|
| | | 2017 | 2018 | % Change | 2017 | 2018 | % Change |
| Motor Vehicle Collision | Fatal Incidents | 0 | 0 | -- | 0 | 0 | -- |
| | Alcohol Related | 0 | 0 | -- | 0 | 0 | -- |
| Off-Road Vehicle | Fatal Incidents | 0 | 0 | -- | 0 | 0 | -- |
| | Alcohol Related | 0 | 0 | -- | 0 | 0 | -- |
| Motorized Snow Vehicle | Fatal Incidents | 0 | 0 | -- | 0 | 0 | -- |
| | Alcohol Related | 0 | 0 | -- | 0 | 0 | -- |

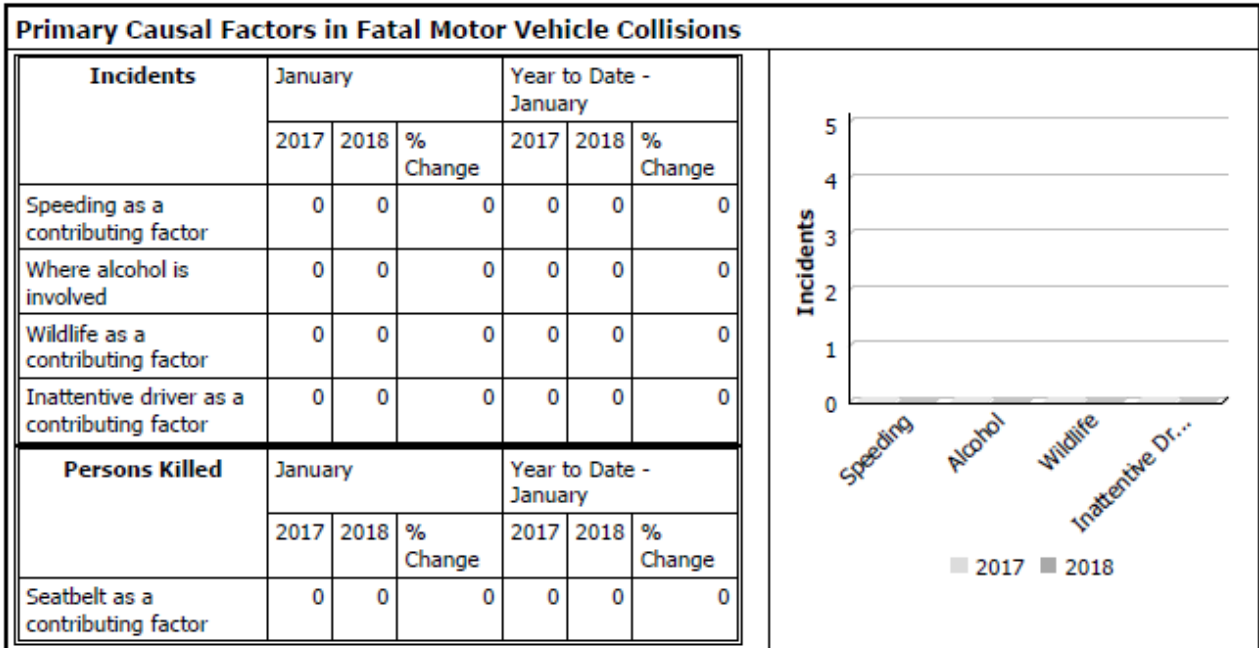
| Persons Killed | January | | | Year to Date - January | | |
|-------------------------|---------|------|----------|------------------------|------|----------|
| | 2017 | 2018 | % Change | 2017 | 2018 | % Change |
| Motor Vehicle Collision | 0 | 0 | -- | 0 | 0 | -- |
| Off-Road Vehicle | 0 | 0 | -- | 0 | 0 | -- |
| Motorized Snow Vehicle | 0 | 0 | -- | 0 | 0 | -- |

Detachment: 2F - KENORA
Location code(s): 2F00-KENORA
Data source date:
 2018/03/04

Report Generated by:
 Clifford, Charlene

Report Generated on:
 Mar 5, 2018 2:21:55 PM
 PP-CSC-Operational Planning-4300

**Police Services Board Report for Kenora
Collision Reporting System
January - 2018**



Data Utilized

- SQL online application reporting system – OPP CRS 2.3.09
- Collision Reporting System Business Intelligence Cube

Detachment: 2F - KENORA
Location code(s): 2F00-KENORA
Data source date:
 2018/03/04

Report Generated by:
 Clifford, Charlene

Report Generated on:
 Mar 5, 2018 2:21:55 PM
 PP-CSC-Operational Planning-4300

**Police Services Board Report for Kenora
2018/Jan**

| Public Complaints | |
|--------------------------|---|
| Policy | 0 |
| Service | 0 |
| Conduct | 0 |

Date information collected from Professional Standards Bureau Commander Reports: 2018-03-05

Data Source

Ontario Provincial Police, Professional Standards Bureau Commander Reports

- Includes all public policy, service and conduct complaints submitted to the Office of the Independent Police Review Director (OIPRD)

| Secondary Employment |
|-----------------------------|
| |

| Daily Activity Reporting Patrol Hours | |
|--|-----------------|
| Total Hours | 2018/Jan |
| Number of Cruiser Patrol Hours | 532.00 |
| Number of Motorcycle Patrol Hours | 0.00 |
| Number of Marine Patrol Hours | 0.00 |
| Number of ATV Patrol Hours | 0.00 |
| Number of Snowmobile Patrol Hours | 42.50 |
| Number of Bicycle Patrol Hours | 0.00 |
| Number of Foot Patrol Hours | 60.25 |
| Number of School Patrol Hours | 80.75 |

Data source (Daily Activity Reporting System) date: 2018/03/02

Detachment: 2F - KENORA

Location code(s): 2F00 - KENORA

Area code(s): 2008 - Kenora (old association)

Report Generated by:
Clifford, Charlene

Report Generated on:
Mar 5, 2018 2:23:05 PM
PP-CSC-Operational Planning-4300

“Policing” a Partnership with the Community

⋮

COMMUNITY SERVICES OFFICER REPORT – JAN-FEB 2018



Cst. Jason Canfield
Kenora

Cst. Ronni Grosenick
Kenora

COMMUNITY POLICING

School activities:

Constable Jason Canfield is continuing his role as the interim CSO while P/C Harkof is filling in another position.

P/C Grosenick and Canfield began OPP KIDS at SMB, St Louis and Keewatin Public.

Both Beaver Brae and St Thomas Aquinas have senior law classes this semester and officers have continued to provide presentations at both of them.

Project Sunset continued in school and after school programming at Evergreen School in grade 5/6. There was also a Music, Arts, and Culture event during the January 26, 2018 PD day at the Kenora Recreation Centre. Students made dream catchers with an Indigenous Elder.

PC Canfield, after complaints from both Beaver Brae and Saint Thomas Aquinas High School conducted numerous foot patrols in and behind the high schools in an attempt to curb the use of drugs. Students were spoken to as well as drugs and drug paraphernalia have been seized from students.

Community Activities

PC Canfield has been attending the Northern Youth Center and conducting crossfit style workouts with the youth. On top of the workout, PC Canfield engages in conversation in an attempt to better the relationship between the Police and the youth.

P/C Grosenick and P/C Canfield conducted duties as the Media Relations Officers (Grosenick only) and on various committees including the Community Policing Committee, Kenora Substance Abuse and Mental Health Task Force, Kenora Area Road Safety Committee and Safe Communities Kenora.

Community Mobilization Officer Report

December 2017/January 2018

Rapid Intervention Services Kenora (RISK) Table Forum

- December 1, 2017
- Super 8 Kenora, 8:30am – 4pm
- CMO assisted Sara Dias (Executive Director – CMHA Kenora) in organizing the forum
- CMO and Sara Dias are co-chairs of the RISK Steering Committee
- The forum gave attendees an inside look at the challenges and successes of the first year of the operation of the Kenora Situation Table known as Rapid Intervention Services Kenora (RISK). Benefits of implementing RISK were examined and a high level overview of the aggregate data accumulated over the year was provided
- Agenda included – Privacy Standards and Best Practices for Situation Tables, Community Safety and Wellbeing Planning Framework and Process, Risk Driven Tracking Database, North West Centre of Responsibility: Mobilizing a Region, Updates from North-western Ontario Situation Tables : Red Lake Situation Table Update

Kenora Substance Abuse and Mental Health Task Force Steering Committee Meeting

- Monday, December 4th, January 8th
- CMO is co-chair of KSAMHTF and SC member
- Worked through agenda items including AGM planning, Community Safety and Well-Being Plan updates, new projects, pillar updates, funding opportunities

RISK Table (Rapid Intervention Services Kenora)

- December 5th & 19th, January 9th & 23rd (on-going)
- Strategy for reducing acutely elevated risk
- CMO is Co-chair of RISK Table
- (Risk Table meets every second Tuesday of each month)

Kenora Drug Treatment Court

- December 5th & 19th, January 2nd & 30th (on-going)
- CMO Provides police input during pre-court meetings and during the DTC process

The Kenora Coalition to End Human Trafficking

- Wednesday December 6th, January 10th
- Coalition Meeting at OPP Detachment
- CMO is member of coalition
- Worked through agenda and provided police perspective/input to meeting

Regional Community Safety Committee

- Wednesday, January 10th , 10am – 11am
- Regional OPP Committee
- CMO is a member of the committee in an advisory capacity
- Committee meets quarterly to review Community Mobilization activities in NWR

RISK Table Steering Committee

- Thursday, January 11, 9am -11am
- CMO is co-chair of RISK Table and member of Steering Committee
- SC discussed operational issues regarding RISK Table, training for community partners, etc.

Mental Health & Addictions Programs Lake of The Woods District Hospital Programs Advisory Committee

- Tuesday, January 16th 12pm-2pm

- CMO is member of committee
- Program updates, roundtable discussion

T.A. High School Presentation

- Wednesday, January 17th 9am- 10am
- CMO spoke to grade 11 class regarding link between mental health & addictions and crime
- Discussed Crime Prevention Through Social Development and Ontario's Community Mobilization and Engagement Model of Community Policing
- Explained the concepts of Mental Health Court and Drug Treatment Court to students

Kenora Substance Abuse and Mental Health Task Force – Treatment and Harm Reduction Pillars Meeting

- Wednesday, January 24th 9am – 11am
- CMO is co-chair of KSAMH Task Force and member of Treatment & Harm Reduction Pillar
- Program updates, work plan development

Situation Table Training – Fort Frances

- Wednesday, January 31st , 9am – 3pm
- CMO assisted SSgt. Jeff Simpkins and OPP Community Safety Services Research Analyst Tammi Simcoe with day long training event in Fort Frances
- 40 community partners attended the training which provided an overview of the Situation Table model and four-filter process as well as scenario based training exercises
- CMO provided input and related experience from the RISK Table in Kenora (Rapid Intervention Services Kenora)

SNAP (Stop Now AND Plan) Shift Briefings

- January, 2018
- SNAP Coordinator Cathy Neil Lundin attended at OPP detachment and delivered presentations and information to platoons on the program
- OPP are a partner in the 5 year, 2.3 million dollar program and are a source of referrals for the program
- SNAP has been running in Kenora since 2015

Youth Justice Committee Program Shift Briefings

- January 2018
- Newly appointed Youth Justice Committee Program Manager Julie Lessard-Rhind attended the OPP Detachment and provided information to each platoon regarding the MAG (Ministry of the Attorney General) program
- Police are a source of referral to the program
- The Youth Justice Committee Program is an alternative to formal court proceedings. A youth and their parent(s) or guardian will meet with a committee of community volunteers and the victim. Together they will negotiate meaningful ways or “sanctions” for the youth to repair the harm caused